

A small circular icon depicting a turntable with a platform and a central pivot point.

TURN TABLE

Turn the world with ISB

We are a leading manufacturer of turntables, with extensive experience and state of the art production facilities. We offer a wide range of standard turntables and custom made design to meet your high standards and needs. Our turntables are used in various applications, such as parking lots, factory automation, amusement parks, museums, and shop displays.

IGUCHI KIKO CO.,LTD.

ISB TURNTABLE

Smooth Rotation and Smart Operation

The origin of the ISB Turntable dates back to the rotating mechanism of the gun turrets on the legendary Battleship Yamato. The ISB technology has evolved and developed over the years, and is presently embodied in Turntables used at amusement parks, motor show displays, glamorous fashion shows, glittering Christmas trees, and many other applications that use "Rotation" to make life more fulfilling. Moreover, the ISB Turntables are the No.1 choice for parking lots in malls and apartments.

The ISB commitment to quality and excellence pioneered new technology for cleanrooms in the production of semiconductors and FPDs. The ISB Turntables are also designed and manufactured with the same commitment; smooth rotation, precision in speed and control, high integrity, strong and durable. Our technology and flexibility in design has been manifested in the production of ISB custom made Turntables for the automobile industry and factory automation applications of various industries.

The ISB Turntable is buttressed by our long years of experience and unequivocal technology, and has been designed for efficient installation. The use of ISB Turntables is expanding; from professional business use to private garages.



Contents

Introduction	■	P2-3
Technical Information	■	P4-5
Turntables for Parking Lots	Φ4000 ~ Φ5500	■ P6-7
Usage example	■	P8-9
Low-Profile Turntables	Φ4000 & Φ4500	■ P10-11
Customized Turntables	■	P12-13
Compact Turntables	Φ300~Φ1000	■ P14-17



ISB TURNTABLE


Precise and Smooth Rotation, achieved by high-quality standards of ISB.

All major parts used in the ISB Turntables have been designed and manufactured by ISB; for example the SW Guide Wheels and the Central Shaft.

The SW Guide Wheels and the Central Shaft are key components of the ISB Turntable, supporting smooth rotation, and enhancing endurance and accuracy. The SW Guide Wheels have been specially developed and designed for use in turntables, and we offer a broad line-up for varied applications. At ISB we design, manufacture, and install the turntables - we are your one-stop solution for turntables.

(For more information regarding the SW Guide Wheels, please refer to the section on SW Guide Wheels.)





Turntables for Parking Lots

The No.1 Japanese Turntable manufacturer

More than half of the Turntables installed annually in Japan are ISB Turntables. ISB Turntables are renowned for its technological capabilities, robust structure, and trustworthiness.

Special Features

Installation:

The ISB Turntables only requires a flat pit and are designed for easy installation, drastically reducing manpower hours.

Trustworthiness:

We have installed more than 5,000 Turntables and also received Governmental Certification as manufacturer of Turntables.



5th step Place concrete around corner frame.

※This step is not included in our service. The construction company has to fill in the concrete.

Installation Process for installation



1st step

Measure and mark the planned center of the Turntables.



2nd step

- Set and position support base.
- Adjust the level of SW Type Special Wheel and Center axis



3rd step

- Set top of table
- Adjust the drive unit position



4th step

Set corner framework

Standard Turntables for Parking Lots

Type	Turntable diameter (mm)	Movable load (kg)	Standard Product dimensions H (mm)	Rotation speed (r.p.m)	Motor(kw)	Power source
ISB-40	4000	2500	450	1	0.75	3P/AC200V Option: 2P/AC100V 2P/AC200V
ISB-45	4500	2500	500			
ISB-55	5500	8500	550		1.5 × 2	3P/AC200V

Turntable Mechanism



Support Base

This base consists of a mechanism to adjust the Turntable level.



SW Guide Wheels and Central Shaft

These have been specially designed and manufactured by ISB to support rotation.



Drive Unit

The Drive Unit uses friction drive transmission to rotate the Turntable, using a urethane roller for Noise reduction.



Table Top

The table top has been specially designed and prepared for accurate installation.



Exterior Frame


The exterior frame helps retain the shape and clearance gap for smooth rotation of the Turntable.



Control panel

The Control Panel consists of push-buttons to operate the Turntable. The Power Inverter Mechanism ensures smooth starts and stops. The Control Panel can be installed by suspending on a wall or on a stand.

Options



Guide Ring

The Guide Rings are markers for the automobile wheels, to ensure safe rotation.




Galvanization

The Table Top can be galvanized for rust prevention.



Complete Galvanization

All parts can be galvanized for weathered environments.



Noise Reduction

A flange rail mechanism and MC Nylon Caps for the SW Wheels are available for noise reduction.



Custom Table Top Finish

Table tops to accommodate custom finish, such as brick, concrete, stone, grass, etc.

※The custom layer(finish) will be a responsibility of the construction company. It is not included in our service.



Remote Control

Option to remotely operate the Turntable.

Standard color: Gray (RAL 000 55 00)

Example of Turntables



Φ5000×2.5t H240



LAKE HILLS HOTEL (Cafe)
Φ6000×2.5t H180





Turntable for Fashion Boutique Display
An example of slow and elegant rotation



$\Phi 4000 \times 2.5t$



Turntable for Anechoic Chamber
Photograph Provided by TOKIN EMC Engineering Co., Ltd.

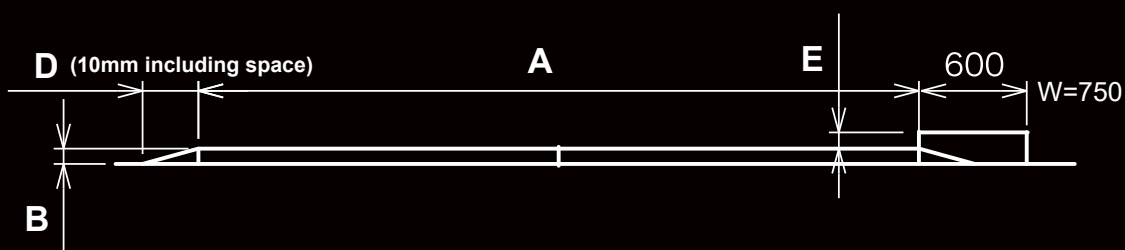
Low-Profile Turntable

The Low-Profile Turntable does not require a pit for installation, and therefore can be installed on a flat, concrete surface. Nylon rollers are used as support rollers enhancing quiet and smooth rotation.



Standard color: Gray(RAL 000 55 00)

Cross section drawing



Turntable specification

Type	Turntable diameter (mm) A	Movable load (kg)	Motor(kw)	Length of Slope (mm) D	Height (mm) B	Height of Drive Unit (mm) E	Rotation speed (r.p.m)	Power source
ISB-25L	2500	500	0.1	310	85	90mm from surface of Turntable	1	3P/AC200V Option: 2P/AC200V
ISB-40L	4000	2500	0.4					
ISB-45L	4500			330	90	85mm from surface of Turntable		

Turntable Mechanism



※Picture is ISB-40L (custom color)

Drive unit

The component is very simple and compact.

An urethane roller is used for rotation and enhances noiseless movement.



※Customization to Stainless Steel is available upon request.

Control panel

There are 2 buttons, right and left, on the panel. Press the button to activate and Release the button to stop.

Turntable keeps rotating until the button is released.


Example of turntables



Customized Turn Table

Customized turntables are used in various factory automation applications. We provide the best service, design, manufacturing, and installation. Therefore, we are the trusted supplier of customized turntables for various companies around the world.

Please contact us with any requirements for customized turntables. We have extensive experience designing, manufacturing, and installing turntables capable of handling extreme loads.




Φ 2000mm, 3.3ton load capacity, 1.5kw motor

Example of customized turntables

φ 1200	3ton		For Pallette Wrapping	
φ 1600	1ton	All stainless specification	Used in food production	
φ 2300	15ton	With rail	Used in production line for crane manufacturing	H600mm
φ 2500	625kg	For motorbike		Slope1/3
φ 3150	15.5ton	With rail	For direction change	
φ 3400	10ton	Completely Zinc-plated	Used in a museum exhibit	
φ 3800	6.4ton	Material delivery turntable	Production line	H440mm
φ 5000	2ton	Turntable with lifter	Testing laboratory facility	Lifting and lowering1000mm
φ 5340	11ton		Die cast production	H1000mm
φ 7000	15ton	With rail	Used in production line for crane manufacturing	H1515mm
φ 8000	40ton	Large size turntable	To change direction of large trucks	
φ 11000	80ton	Indexing Table large size		
φ 12000	10ton	Indexing Table large size	Production line	Ministry of land and infrastructure safety R&D center
φ 12000	3ton		For electromagnetic compatibility room	H2000mm
φ 13000	30ton	Switch playing field from soccer goal to baseball home-base	Sports Dome Facilities	

References




Ø7000mm Turntable with Rails

Photograph Provided by TADANO LTD.




Ø9000 Turntable.




Compact Turn Table

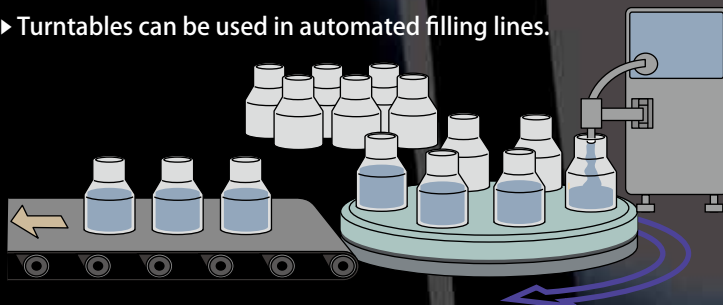
► Turntables can be used in assembly and production lines.




Can change size of turntable by installing larger table top.




► Turntables can be used in automated filling lines.



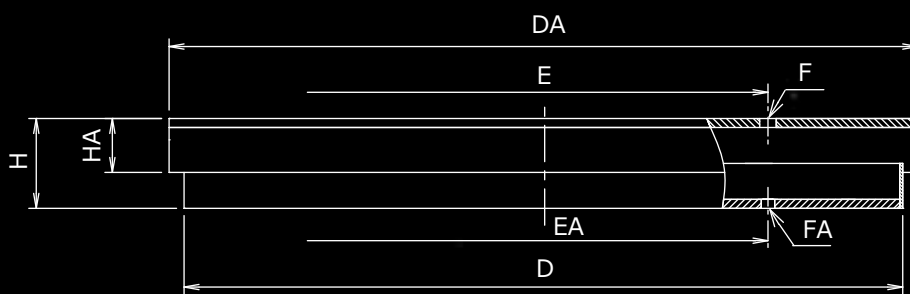
Turntables can be used as worktables, by installing a bottom frame.



► Manual Turntables can be used to assemble small units.




※Picture is IRT-500 (Φ500)
Standard color: Giotto blue(69-50T)

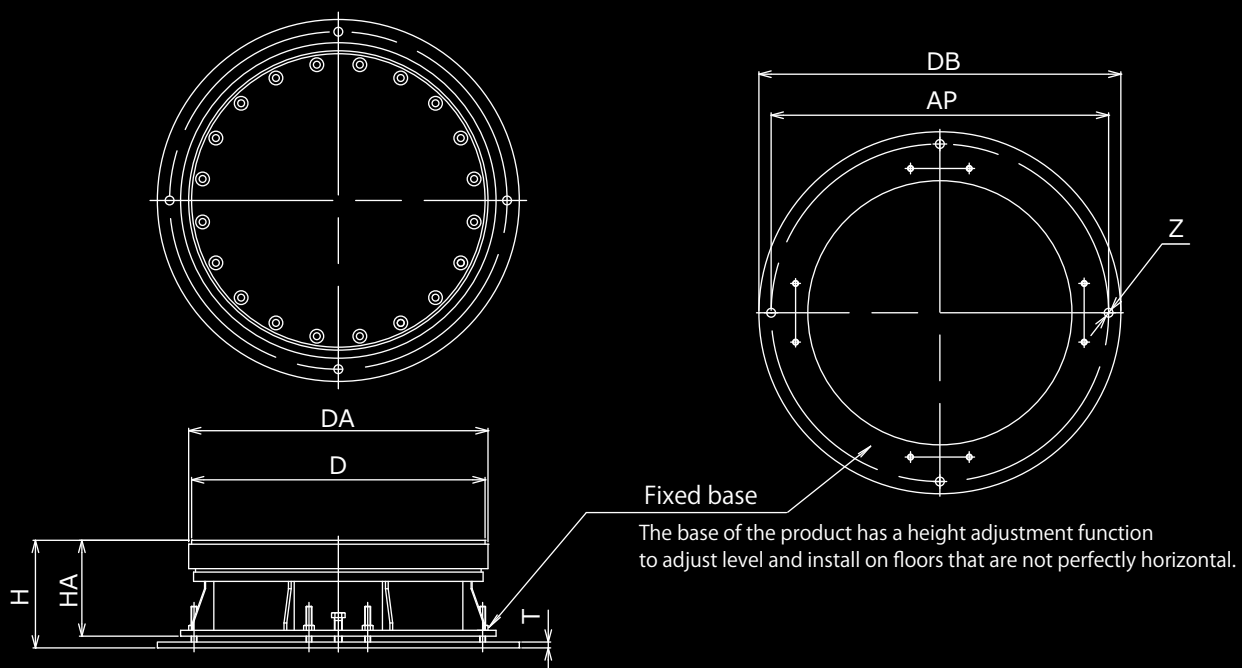


Type	Movable load (kg)	DA	D	E (P.C.D)	EA (P.C.D)	F	FA	H	HA	Product weight (kg)
IRT-300	30kg	Φ300	Φ280	200	200	4-M6 x 1.0 Fixing Holes	4-M6 x 1.0 Fixing Holes	31.6	23.2	4.4
IRT-400	50kg	Φ400	Φ380	350	300	4-M8 x 1.25 Fixing Holes	4-M8 x 1.25 Fixing Holes			7.4
IRT-500	100kg	Φ500	Φ480	450	400	4-M10 x 1.5 Fixing Holes	4-M10 x 1.5 Fixing Holes	37.6		12.5
IRT-500R	500kg	Φ500	Φ480	300	300	2-Φ11 Through Hole (Hoist bolt hole)※	2-Φ9 Through Hole (fixing hole)※	60	36	21


※M8×1.25 (Bottom inner nut)



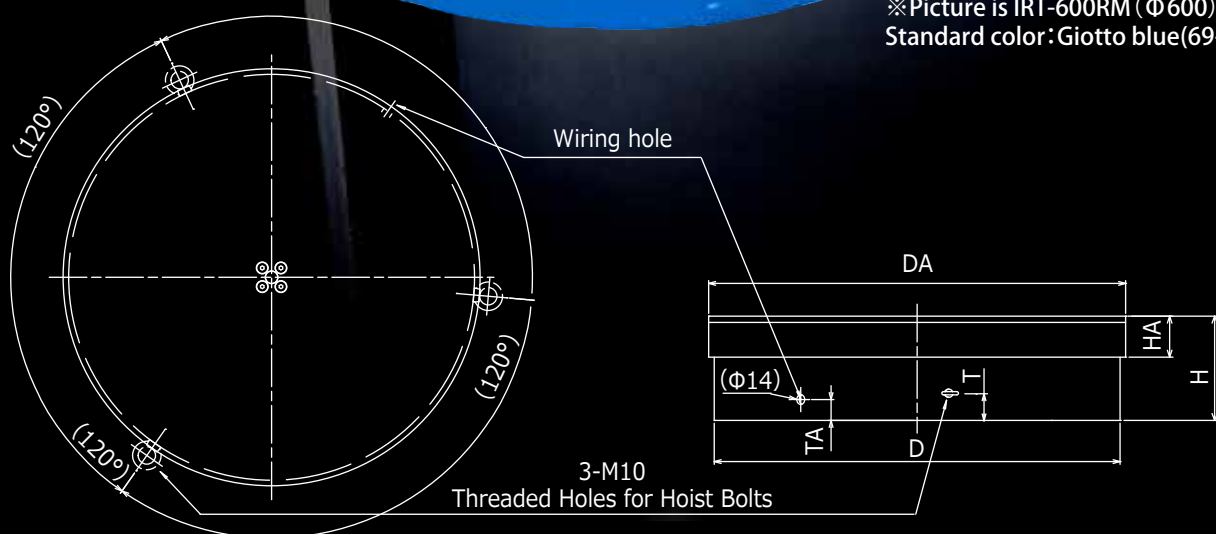
※Picture is ISB-S-06 (Φ600)
Standard color: Giotto blue(69-50T)



Type	Motor (kw)	Rotation speed (r.p.m)	Movable load(kg)	D	DA	H	HA	DB	AP (P.C.D)	Z	T	Power Source	Product weight (kg)
ISB-S-06	0.2	0.5~3.5	3000	Φ600	Φ612	220	196	Φ740	690	4-Φ18	12	3P AC200V~220V 50/60Hz	178
ISB-S-06-H	0.4	1~7											180
ISB-S-09	0.4	0.5~3.5	3500	Φ900	Φ918	300	274	Φ1020	960	4-Φ18	12		425
ISB-S-09-H	0.75	1~7											430



※Picture is IRT-600RM (Φ600)
Standard color: Giotto blue(69-50T)



Type	Motor (kw)	Rotation speed (r.p.m)	Movable load(kg)	D	DA	H	HA	TA	T	Movable load	Product weight (kg)
IRT-600RM	0.1	1~6	600	Φ582	Φ600	150	59	30	40	3P/AC200V	100kg
IRT-1000RM	0.4	1~7	1000	Φ982	Φ1000	200			70		190kg

Control panel for ISB-S Type / IRT-RM Type



Control panel

There are 3 buttons,
Clockwise Rotation,
Anti-Clockwise Rotation,
and Stop

Please contact us if you need
customized compact turntables.


Standard Motor wire length: 5 m

Option parts

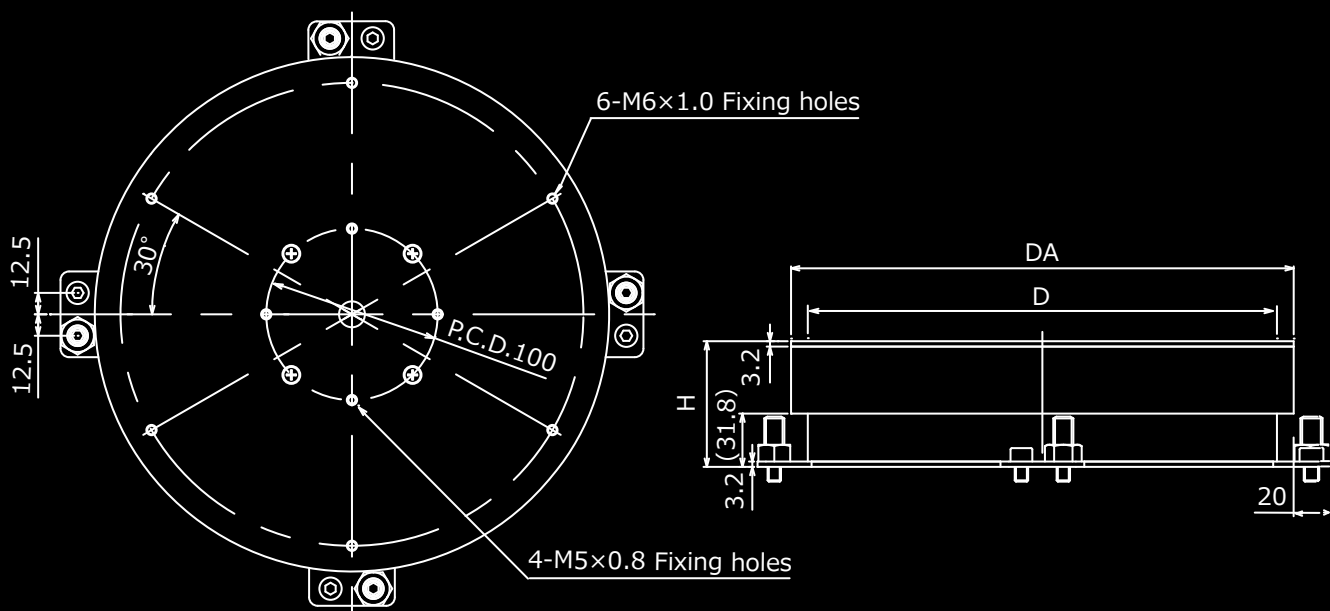
● Pole type

● Foot switch





※Picture is IRT-400 (Φ400)
Standard color: Giotto blue(69-50T)



Type	Motor (kw)	Rotation speed (r.p.m)	Movable load (kg)	DA	D (P.C.D)	H	Movable load	Product weight (kg)
IRT-300M	0.015	0~8 Clockwise and Anti-clockwise Rotation	50	300	270	75	2P/AC100V	8.6kg
IRT-400M				400	370			12.5kg
IRT-500M				500	470			17kg



Control panel

There are 3 buttons, Clockwise Rotation, Anti-clockwise rotation, and Stop

Rotational Speed can be adjusted using the Speed Adjusting Knob.

Single Phase 100V/ A type plug

Motor wire length: 5 m


Option parts

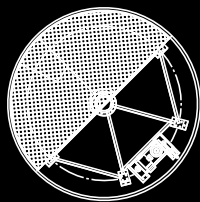
- Foot switch



Example of Motor Show







TURN TABLE

IGUCHIKIKO CO., LTD.

Head Office 1-20-7, Minamiohizumi, Nerima-ku, Tokyo, 178-0064, Japan
Osaka Branch Esakachou, Fuita-shi, Osaka, 564-0063, Japan
Nagoya Branch 1-34-601, Noritakehontoori, Nakamura-ku, Nagoya, Aichi, 453-0017, Japan
Kyushu Branch 2356-7-1, Nakayama, Kurate-machi kurate-gun, Fukuoka 8071312, Japan
Nerima Factory 1-22-9, Minamiohizumi, Nerima-ku, Tokyo, 178-0064, Japan
Fuchu Factoru 5-40, Yotsuya, Fuchu, Tokyo, 183-0035, Japan
Ibaraki Factory 962-157, Yamazaki, Ishioka-shi, Ibaraki, 3150125, Japan
ISB KOREA (Head Office, Factory)
IGUCHI Thailand (Head Office, Factory)
USA Sales Office (San Diego) TAIWAN Sales Office

TEL.03-3923-1211 FAX.03-3923-8100
TEL.06-6192-7785 FAX.06-6192-7786
TEL.052-486-7557 FAX.052-486-7565
TEL.0949-28-9400 FAX.0949-28-9401
TEL.03-3923-1211 FAX.03-3923-8100
TEL.042-361-8783 FAX.042-360-7899
TEL.0299-46-5811 FAX.0299-46-5817



www.isb-iguchi.com



ISB mascot character
"Ta-botto"